




# 3

## Story worksheet: Goodnight Dad

Cut out, order and stick.



# 3

## Story worksheet: Goodnight Dad

Cut out, order and stick.

1	2
3	4



### Unit 3 Story: Guidelines for parents and guardians

Gina: A story, please, Dad!

Dad: Be patient, Gina! Eat your food, please.

Gina: A story, please, Dad!

Dad: Be patient, Gina! Tidy up, please!

Gina: A story, please, Dad!

Dad: Be patient, Gina! Wash your face AND your hands, please!

Gina: A story, please, Dad!

Dad: ... Yes, a story.

Gina: Dad? ... Dad?! ... Goodnight, Dad!

*Cut out the five pictures on worksheet part 1. Point to the young giraffe and ask her name (Gina). Ask who the other giraffe is (Gina's dad). Encourage your child to name objects and furniture in the pictures. Ask what is happening in the story (the child tries to remember and explain in his/her own language). Read the story script and help the child put the pictures in the correct order. Check with Pupil's Book pages 28 and 29.*

*Give the child glue and the second part of the worksheet. He/She sticks the pictures down in order into the blank frames. When he/she has finished, talk about what is happening in the story again (Gina wants her dad to read her a story, but he asks her to do other things first (eat her food, tidy up, wash her face and hands). Gina is very patient and does everything he asks. Then when Gina is ready to read, her dad falls asleep.). Practise the repeated phrases from the story: A story, please, Dad. and Be patient. The child can then colour the pictures.*